

The Joys of \LaTeX

A ≤ 45 minute lecture, with examples, introducing the world's standard typesetting language.

Vadim Ponomarenko

Department of Mathematics and Statistics
San Diego State University

June 17, 2014

<http://www-rohan.sdsu.edu/~vadim/latex-reu14.pdf>

<http://www-rohan.sdsu.edu/~vadim/latex-reu14.tex>



What is \LaTeX ?

\LaTeX is not:

- Word processor
- Editor
- Computer program

\LaTeX is:

- Language in which documents are specified in a logical (not physical) manner



Benefits

- Professional-looking output

Ligatures: of fluffing (MS Word) of fluffing (L^AT_EX)

Kerning: Table (MS Word) Table (L^AT_EX)

- math formulas, footnotes, references, tables of contents, indices, bibliographies, etc.
- Device and platform independent
- Text-based
- Encourages good organization
- Free



Benefits

- Professional-looking output

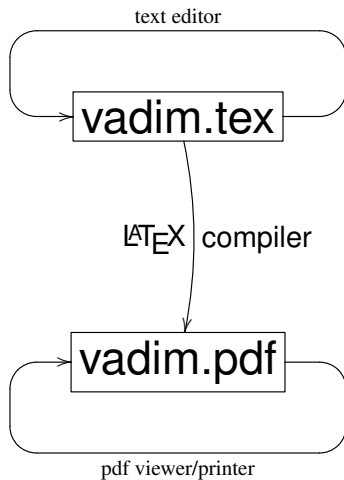
Ligatures: of fluffing (MS Word) of fluffing (L^AT_EX)

Kerning: Table (MS Word) Table (L^AT_EX)

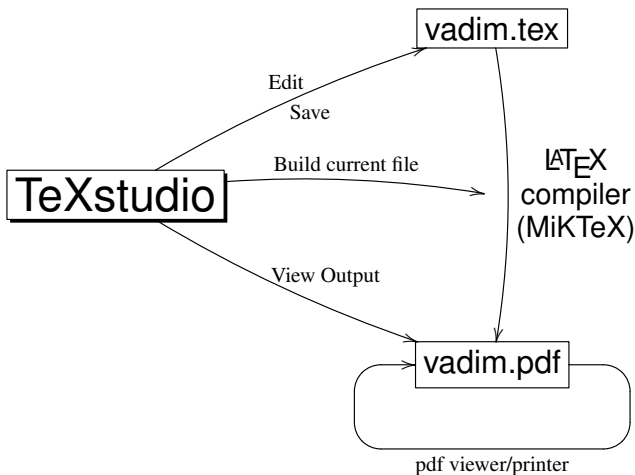
- math formulas, footnotes, references, tables of contents, indices, bibliographies, etc.
- Device and platform independent
- Text-based
- Encourages good organization
- Free



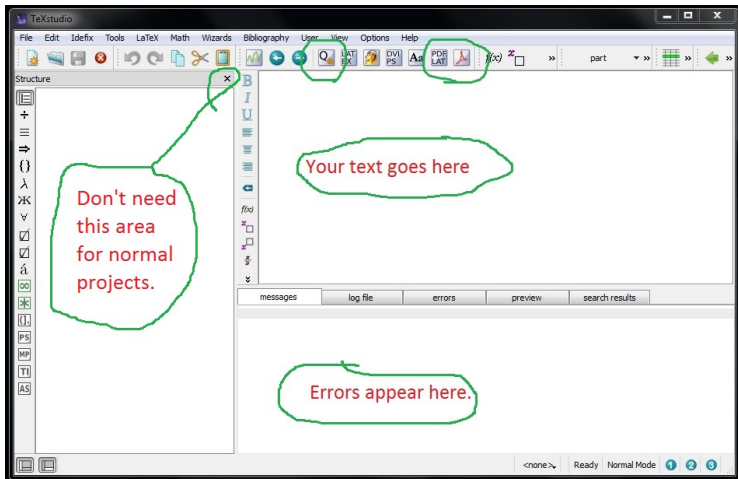
Simplified Usage



Less Simplified Usage



TeXstudio



Options → Configure → QuickBuild →
PdfLatex+Asymptote+PdfLatex+Pdfviewer



Example 1

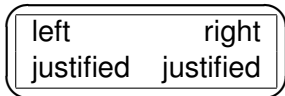
```
\documentclass[12pt]{letter}
\begin{document}
Don't worry about spaces or
line breaks; they are handled for you. %Comments
Math is easy:  $\frac{1}{2} + \int_0^\infty x^{10} dx$ .
Use \emph{this} for important words.
\end{document}
```

Don't worry about spaces or line breaks; they are handled for you. Math is easy: $\frac{1}{2} + \int_0^\infty x^{10} dx$. Use *this* for important words.



Example 2

```
\usepackage{fancybox}
\begin{document}
\Ovalbox{
  \begin{tabular}{|lr|}
  \hline left & right \\
  justified & justified \\
  \hline \end{tabular}
}
\end{document}
not compiled
```



Example 3

Important equations can get a number and their own line:

```
\begin{equation} 3^{\{2^x\}} \geq \mu \end{equation}
 $x_1 > x_2 > \cdots, x_i \in \mathbb{R},$ 
 $\sqrt{\sqrt[3]{x}}, \sin x, \dots$ 
```

Important equations can get their a number and own line:

$$3^{2^x} \geq \mu \tag{1}$$

$x_1 > x_2 > \cdots, x_i \in \mathbb{R}, \sqrt{\sqrt[3]{x}}, \sin x, \dots$



Example 4

```
\newtheorem{vthm}{Theorem}
\begin{vthm}good theorem\label{good}\end{vthm}
\begin{proof}blah, blah\end{proof}    (amsthm)
\begin{vthm}great theorem\label{great}\end{vthm}
We now generalize Theorem \ref{good}
and Theorem \ref{great}.
```

Theorem 1. *good theorem*

Proof.

blah, blah



Theorem 2. *great theorem*

We now generalize Theorem 1 and Theorem 2.



Example 5

```

 $\sum_{i=1}^7 3i$  \hspace{1in}
 $\underset{i=1}{\overset{7}{\sum}} 3i$  \hspace{1in}
 $\underset{x\to\infty}{\lim} x^2$  \\
\vspace{3.6mm}

 $\displaystyle \lim_{x\to\infty}$ 

```

$$\sum_{i=1}^7 3i$$

$$\sum_{i=1}^7 3i$$

$$\lim_{x \rightarrow \infty} x^2$$

Use ‘ and ’; avoid the sweet temptation of "

Other units: in, cm, pt, weird ones like bp (=1.00375pt),

\textwidth , \pagewidth



Example 6

```
\section{Introduction}\label{yes_you_can}
\subsection{Numbered}
\subsection*{Not Numbered}
\subsubsection{You don't need these}
\newcommand{\vdim}[2]
{\overset{#2}{\underset{#1}{\sum}}}
$\left( \vdim{i=0}{5} \right) \! \! \! \! x$
```

$$\left(\sum_{i=0}^5 \right) x$$



Basics

- Always load:
`amsmath, amsthm, amssymb, amsfonts`
- Often useful: `fullpage`
- All packages at: <http://www.ctan.org>



Basics

- Always load:
`amsmath, amsthm, amssymb, amsfonts`
- Often useful: `fullpage`
- All packages at: <http://www.ctan.org>



Basics

- Always load:
`amsmath, amsthm, amssymb, amsfonts`
- Often useful: `fullpage`
- All packages at: `http://www.ctan.org`



Including Graphics

- Use package `graphicx` (not needed with Beamer), and LaTeX => PDF.

- For raster images (png, jpg, gif) and pdf, use:

```
\includegraphics[width=2in]{vadims_image}
```

No extension needed, the wrong file is picked automatically

- For vector images, convert eps to pdf using `epstopdf`.
- If it didn't work, or is misaligned, prepare to waste an afternoon. Try: `minipage`, `raisebox`, `figure`



Including Graphics

- Use package `graphicx` (not needed with Beamer), and LaTeX => PDF.
- For raster images (png, jpg, gif) and pdf, use:

```
\includegraphics[width=2in]{vadims_image}
```

No extension needed, the wrong file is picked automatically
- For vector images, convert eps to pdf using `epstopdf`.
- If it didn't work, or is misaligned, prepare to waste an afternoon. Try: `minipage`, `raisebox`, `figure`



Including Graphics

- Use package `graphicx` (not needed with Beamer), and LaTeX => PDF.
- For raster images (png, jpg, gif) and pdf, use:

```
\includegraphics[width=2in]{vadims_image}
```

No extension needed, the wrong file is picked automatically
- For vector images, convert eps to pdf using `epstopdf`.
- If it didn't work, or is misaligned, prepare to waste an afternoon. Try: `minipage`, `raisebox`, `figure`



Including Graphics

- Use package `graphicx` (not needed with Beamer), and LaTeX => PDF.

- For raster images (png, jpg, gif) and pdf, use:

```
\includegraphics[width=2in]{vadims_image}
```

No extension needed, the wrong file is picked automatically

- For vector images, convert eps to pdf using `epstopdf`.
- If it didn't work, or is misaligned, prepare to waste an afternoon. Try: `minipage`, `raisebox`, `figure`



Beamer

- Packages `latex-beamer`, `pgf`, `xcolor` must be installed.
- Pick a theme, e.g. `Singapore`
- Most \LaTeX commands unchanged, some new ones (e.g. `\pause`)
Find other people's code and steal it.
- Manual available at:
<http://www.ctan.org/tex-archive/macros/latex/contrib/beamer/doc/beameruserguide.pdf>



Beamer

- Packages `latex-beamer`, `pgf`, `xcolor` must be installed.
- Pick a theme, e.g. Singapore
- Most \LaTeX commands unchanged, some new ones (e.g. `\pause`)
Find other people's code and steal it.
- Manual available at:
<http://www.ctan.org/tex-archive/macros/latex/contrib/beamer/doc/beameruserguide.pdf>



Beamer

- Packages `latex-beamer`, `pgf`, `xcolor` must be installed.
- Pick a theme, e.g. Singapore
- Most \LaTeX commands unchanged, some new ones (e.g. `\pause`)
Find other people's code and steal it.

- Manual available at:

<http://www.ctan.org/tex-archive/macros/latex/contrib/beamer/doc/beameruserguide.pdf>



Beamer

- Packages `latex-beamer`, `pgf`, `xcolor` must be installed.
- Pick a theme, e.g. Singapore
- Most \LaTeX commands unchanged, some new ones (e.g. `\pause`)
Find other people's code and steal it.

- Manual available at:

<http://www.ctan.org/tex-archive/macros/latex/contrib/beamer/doc/beameruserguide.pdf>



BibTeX

```
\cite{lamport}  
\bibliography{vadim} \bibliographystyle{plain}
```

```
@BOOK{lamport,  
  author = "Leslie Lamport",  
  title = "{\LaTeX:} {A} Document ...",  
  publisher = "Addison-Wesley",  
  year = 1986 }
```

<http://www.ams.org/mathscinet/search>



Other Resources

The Not So Short Introduction to $\text{L}^{\text{A}}\text{T}_E\text{X}2_{\epsilon}$, Oetiker et al,
<http://tobi.oetiker.ch/lshort/lshort.pdf>

Online tutorial:

<http://www.tug.org/tutorials/tugindia/>

Mac users:

[http://www.cs.wright.edu/~jsslater/mac-tex/
mac-tex-intro/mactexintro.html](http://www.cs.wright.edu/~jsslater/mac-tex/mac-tex-intro/mactexintro.html)

